

Southern California Intermodal Rail Map

SWITCHING and TERMINAL OPERATIONS

Pacific Harbor Line, Inc. (PHL)
 PHL offers interline, intra-plant, intra-terminal and inter-terminal switching, car storage, unit train movement and intermodal car repositioning. It provides neutral coordination of all rail movements within the ports of Los Angeles and Long Beach.

Rates: BNSF and UP establish rates for any traffic that originates or terminates on PHL and is interchanged for line-haul movement. Switching charges are absorbed by the line-haul carrier through line-haul freight rates. Demurrage for movements via PHL in the Port Zone is billed by the line-haul carrier. Private car storage is billed by PHL.

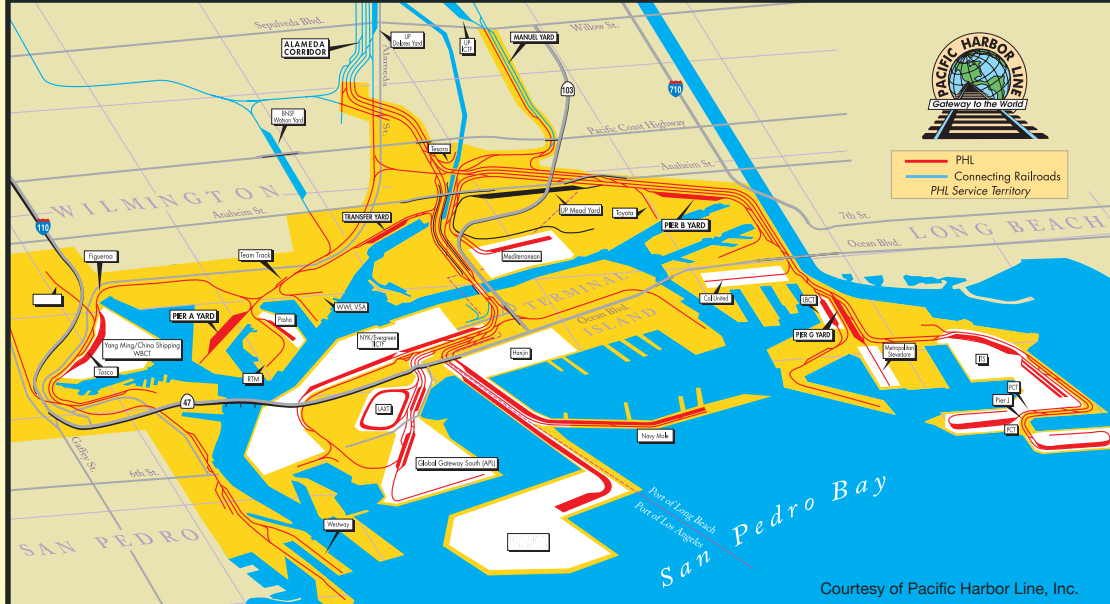
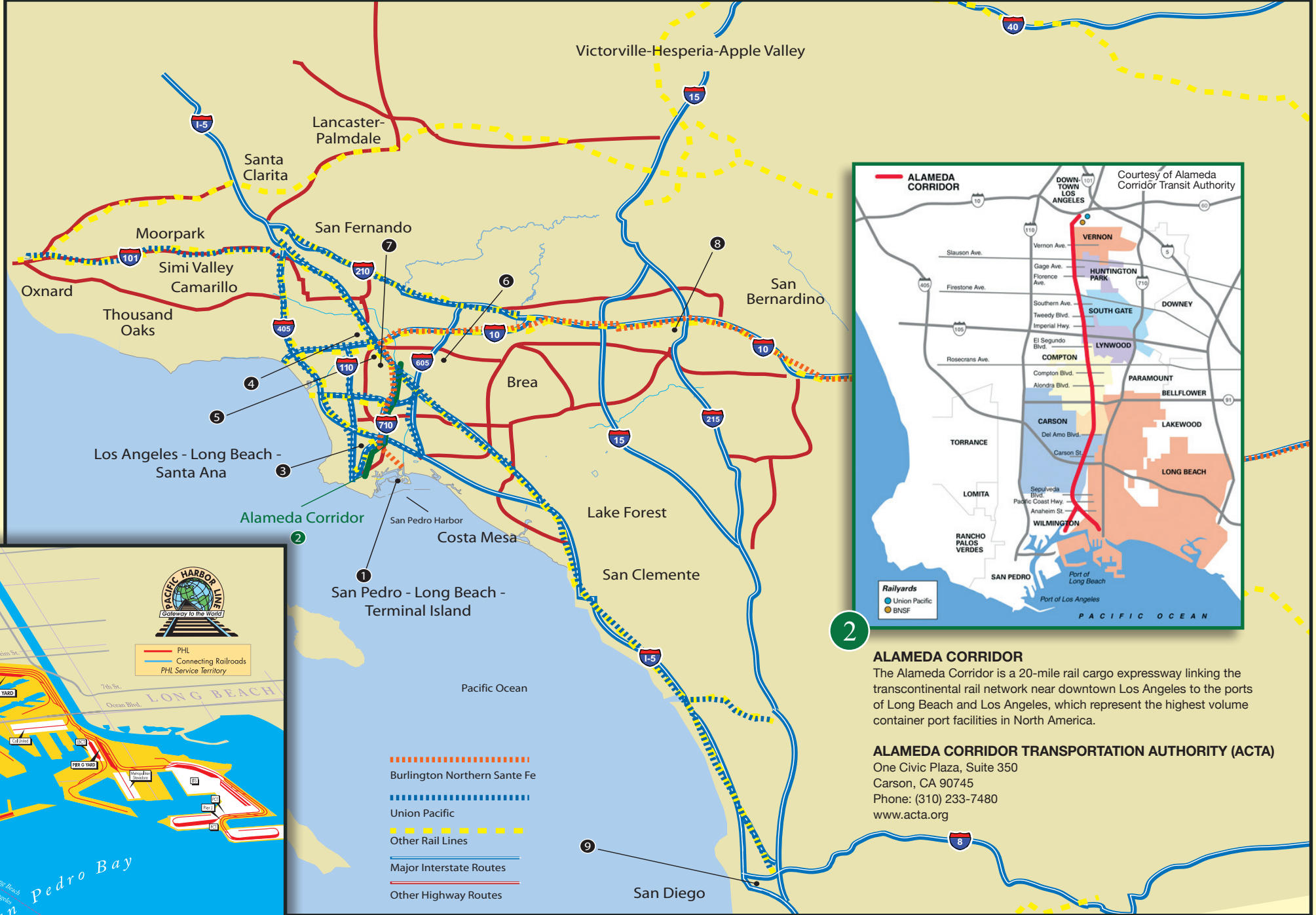
Team Track: PHL maintains team tracks and distribution facilities at Wilmington, California, which can accommodate transfer of commodities between rail and truck. The facility is equipped with a side dock and large staging area.
 PHL General Offices
 340 Water Street, Wilmington, CA 90744
 Phone: (310) 834-4594 Fax: (310) 513-6789
www.anacostia.com/phl/phl.html

Los Angeles Junction Railway (LAJ) (owned by BNSF)
 LAJ is a terminal and switching company operating 64 miles of track at Los Angeles, CA connecting with UP and BNSF.
 Phone: (323) 277-2005 Fax: (323) 277-2009
www.uprr.com/customers/shortline/lines/laj.shtm

LONG HAUL RAILROAD OPERATORS

Burlington Northern Sante Fe Railway (BNSF)
 Phone: (888) 428-2673
www.bnsf.com/customers/

Union Pacific Railroad (UP)
 Phone: (800) 877-5123 Fax: (800) 228-9615
www.uprr.com/customers/intermodal/



2

ALAMEDA CORRIDOR
 The Alameda Corridor is a 20-mile rail cargo expressway linking the transcontinental rail network near downtown Los Angeles to the ports of Long Beach and Los Angeles, which represent the highest volume container port facilities in North America.

ALAMEDA CORRIDOR TRANSPORTATION AUTHORITY (ACTA)
 One Civic Plaza, Suite 350
 Carson, CA 90745
 Phone: (310) 233-7480
www.acta.org

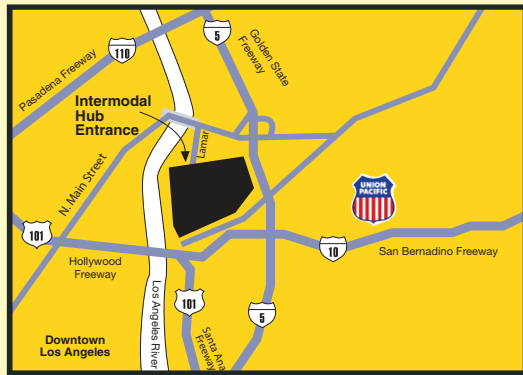
3



ICTF CALIFORNIA
2401 E. Sepulveda Boulevard
Long Beach, CA 90810
Fax: (562) 490-7019

Hours of Operation:
Tuesday-Saturday, 24 hours
Sunday-Monday, 6am - midnight
Terminal Capabilities: COFC

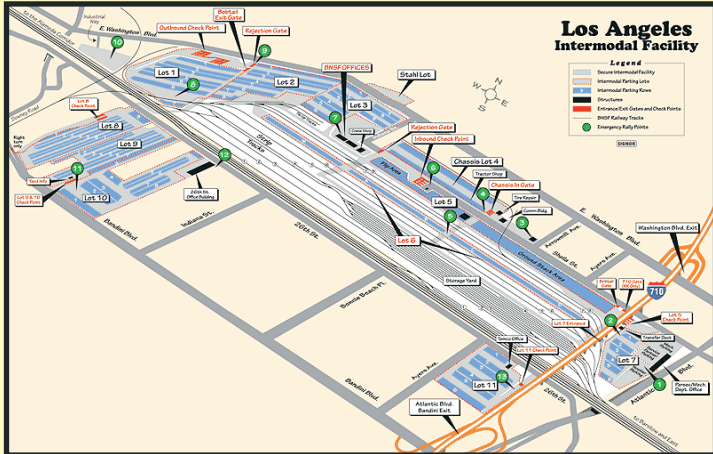
4



LATC CALIFORNIA
750 Lamar Street
Los Angeles, CA 90031
Fax: (323) 276-3131, (323) 276-3104

Hours of Operation:
Monday-Saturday, 24 hours
Sunday, 5am - 4pm
Terminal Capabilities: TOFC/COFC

5



LOS ANGELES INTERMODAL FACILITY (BNSF)
4000 East Sheila Street, Bldg 39
Los Angeles, CA 90023
(323) 267-4246 (323) 267-4250 (fax)
Open 24 hours

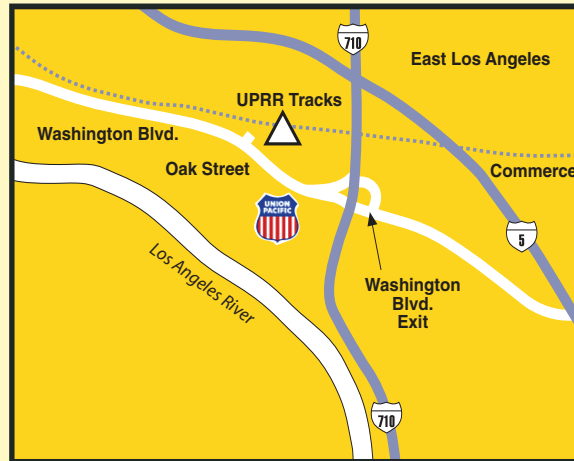
6



CITY OF INDUSTRY INTERMODAL FACILITY
17225 Areneh Avenue
City of Industry, CA 91748
(intersection of Anaheim-Puente Road and Areneh Avenue)
Fax: (626) 935-7525

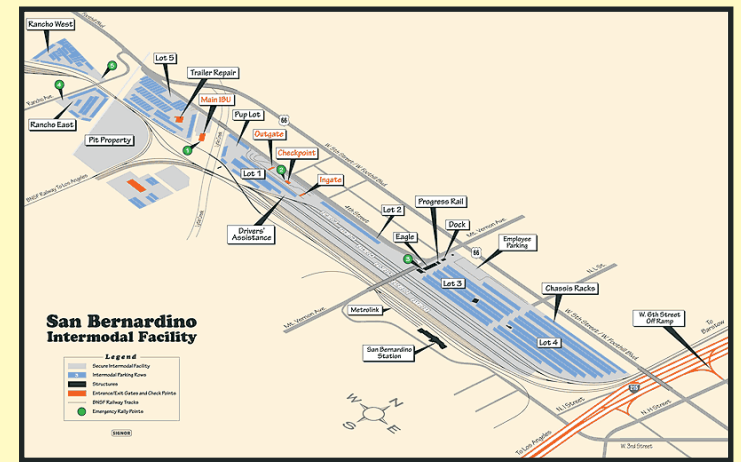
Hours of Operation:
Monday-Saturday, 24 hours
Sunday, 8am - 4pm
Terminal Capabilities: TOFC/COFC

7



LOS ANGELES INTERMODAL FACILITY (UP)
Intermodal Facility
4341 East Washington Boulevard
City of Commerce, CA 90023
Fax: (323) 981-7707 or (323) 725-2203
Hours of Operation:
Open 24 hours
Sunday, 5am - 8pm
Terminal Capabilities: TOFC/COFC

8



SAN BERNARDINO INTERMODAL FACILITY
1535 W. 4th Street
San Bernardino, CA 92411
Phone: (909) 806-3713 Fax: (909) 806-4324
Open 24 hours
IMX Served: San Diego, CA

9



SAN DIEGO PAPER RAMP
2220 Airway Road
San Diego, CA 92154
Fax: (619) 671-2030
Hours of Operation:
Monday-Friday, 7am - 9pm
Saturday, 9am - 2pm
Terminal Capabilities: COFC